

TRAFFINOMICS LIMITED

KILSARAN RATHCORE TRAFFIC COUNT/SPEED SURVEY
AUTOMATIC TRAFFIC COUNT

Monday 24 October 2022
TRA/22/079

KILSARAN RATHCORE TRAFFIC COUNT/SPEED SURVEY
AUTOMATIC TRAFFIC COUNT

Monday 24 October 2022
TRA/22/079

SITE 01
SOUTHBOUND

TRAFFINOMICS LIMITED

SITE 01
NORTHBOUND

TIME	PCL/MCL	CAR*	LGV**	OGV1	OGV2	BUS	TOTAL	PCU	TIME	PCL/MCL	CAR*	LGV**	OGV1	OGV2	BUS	TOTAL	PCU
0000	0	1	0	0	0	0	1	1	0000	0	1	0	0	0	0	1	1
0100	0	0	0	0	0	0	0	0	0100	0	0	0	0	0	0	0	0
0200	0	0	0	0	0	0	0	0	0200	0	0	0	0	0	0	0	0
0300	0	0	0	0	0	0	0	0	0300	0	0	0	0	0	0	0	0
0400	0	0	0	0	0	0	0	0	0400	0	0	0	0	0	0	0	0
0500	0	0	0	0	0	0	0	0	0500	0	2	0	0	0	0	2	2
0600	0	1	1	0	0	0	2	2	0600	0	0	0	0	0	0	0	0
0700	0	7	0	0	0	0	7	7	0700	0	3	0	0	0	0	3	3
0800	0	16	1	2	1	0	20	22	0800	0	12	3	1	0	0	16	17
0900	0	12	3	0	1	0	16	17	0900	0	3	4	0	1	0	8	9
1000	0	5	4	0	4	0	13	18	1000	0	8	2	0	1	0	11	12
1100	1	4	2	0	3	0	10	13	1100	0	3	3	1	3	1	11	16
1200	0	4	0	0	3	1	8	13	1200	0	9	2	0	1	0	12	13
1300	0	5	0	0	0	1	6	7	1300	0	7	2	0	1	1	11	13
1400	0	10	3	0	2	0	15	18	1400	0	13	2	0	0	0	15	15
1500	0	15	4	0	1	0	20	21	1500	0	6	6	0	0	1	13	14
1600	0	5	4	0	2	0	11	14	1600	0	15	0	0	2	1	18	22
1700	1	13	2	0	1	0	17	18	1700	0	7	1	0	1	0	9	10
1800	0	14	1	0	0	0	15	15	1800	2	14	1	0	1	0	18	18
1900	0	8	0	0	1	0	9	10	1900	1	11	0	0	0	0	12	11
2000	1	6	2	1	0	0	10	10	2000	0	2	2	0	0	0	4	4
2100	0	3	1	0	0	0	4	4	2100	0	10	1	0	0	0	11	11
2200	0	1	0	0	0	0	1	1	2200	0	1	0	0	0	0	1	1
2300	0	0	0	0	0	0	0	0	2300	0	0	0	0	0	0	0	0
07-19	2	110	24	2	18	2	158	183	07-19	3	101	29	2	13	4	152	172
06-22	3	128	28	3	19	2	183	209	06-22	4	127	32	2	14	4	183	203
06-00	3	129	28	3	19	2	184	210	06-00	4	128	32	2	14	4	184	204
00-00	3	130	28	3	20	2	186	213	00-00	4	131	32	2	14	4	187	207

RECEIVED 01/03/2024

TRAFFINOMICS LIMITED

Tuesday 25 October 2022
TRA/22/079

TRAFFINOMICS LIMITED

Tuesday 25 October 2022 KILSARAN RATHCORE TRAFFIC COUNT/SPEED SURVEY
TRA/22/079 AUTOMATIC TRAFFIC COUNTSITE 01
SOUTHBOUNDSITE 01
NORTHBOUND

TIME	PCL/MCL	CAR*	LGV**	OGV1	OGV2	BUS	TOTAL	PCU	TIME	PCL/MCL	CAR*	LGV**	OGV1	OGV2	BUS	TOTAL	PCU
0000	0	1	0	0	0	0	1	1	0000	0	0	0	0	0	0	0	0
0100	0	0	0	0	0	0	0	0	0100	0	0	0	0	0	0	0	0
0200	0	0	0	0	0	0	0	0	0200	0	0	0	0	0	0	0	0
0300	0	0	0	0	0	0	0	0	0300	0	0	0	0	0	0	0	0
0400	0	0	1	0	0	0	1	1	0400	0	1	0	0	0	0	1	1
0500	0	0	0	0	0	0	0	0	0500	0	0	0	0	0	0	0	0
0600	0	0	0	0	0	0	0	0	0600	0	4	1	0	0	0	5	5
0700	0	8	1	0	0	0	9	9	0700	1	7	4	0	2	0	14	16
0800	0	20	0	2	1	0	23	25	0800	0	14	0	1	1	0	16	18
0900	0	11	2	0	1	0	14	15	0900	0	7	2	0	3	0	12	16
1000	0	5	2	0	0	0	7	7	1000	0	5	2	0	1	0	8	9
1100	0	6	2	0	0	0	8	8	1100	0	7	2	0	0	0	9	9
1200	0	9	2	0	0	0	11	11	1200	1	8	6	0	1	0	16	17
1300	0	12	2	0	4	0	18	23	1300	0	15	2	0	1	0	18	19
1400	0	12	2	0	0	0	14	14	1400	0	13	4	1	0	0	18	19
1500	0	11	2	1	1	0	15	17	1500	0	7	3	0	2	0	12	15
1600	0	10	3	0	1	0	14	15	1600	0	13	3	0	0	1	17	18
1700	0	11	7	0	2	0	20	23	1700	0	20	2	0	1	0	23	24
1800	0	15	0	0	1	0	16	17	1800	0	6	0	0	0	0	6	6
1900	0	13	0	0	0	0	13	13	1900	0	9	0	0	0	0	9	9
2000	0	3	1	1	0	0	5	6	2000	0	7	0	0	0	0	7	7
2100	0	3	1	0	0	0	4	4	2100	0	10	1	0	0	0	11	11
2200	0	1	3	0	0	0	4	4	2200	0	0	2	0	0	0	2	2
2300	0	1	0	0	0	0	1	1	2300	0	1	0	0	0	0	1	1
07-19	0	130	25	3	11	0	169	185	07-19	2	122	30	2	12	1	169	185
06-22	0	149	27	4	11	0	191	207	06-22	2	152	32	2	12	1	201	217
06-00	0	151	30	4	11	0	196	212	06-00	2	153	34	2	12	1	204	220
00-00	0	152	31	4	11	0	198	214	00-00	2	154	34	2	12	1	205	221

RECEIVED 01/03/2024

TRAFFINOMICS LIMITED

Wednesday 26 October 2022
TRA/22/079

Wednesday 26 October 2022
TRA/22/079

TRAFFINOMICS LIMITED

Wednesday 26 October 2022
TRA/22/079

Wednesday 26 October 2022
TRA/22/079

SITE 01
SOUTHBOUNDSITE 01
NORTHBOUND

TIME	PCL/MCL	CAR*	LGV**	OGV1	OGV2	BUS	TOTAL	PCU	TIME	PCL/MCL	CAR*	LGV**	OGV1	OGV2	BUS	TOTAL	PCU
0000	0	0	0	0	0	0	0	0	0000	0	1	0	0	0	0	1	1
0100	0	0	0	0	0	0	0	0	0100	0	0	0	0	0	0	0	0
0200	0	0	0	0	0	0	0	0	0200	0	0	0	0	0	0	0	0
0300	0	0	1	0	0	0	1	1	0300	0	1	0	0	0	0	1	1
0400	0	0	0	0	0	0	0	0	0400	0	0	0	0	0	0	0	0
0500	0	0	0	0	0	0	0	0	0500	0	1	0	0	0	0	1	1
0600	0	1	1	0	0	0	2	2	0600	1	4	2	0	1	0	8	9
0700	0	10	0	0	0	0	10	10	0700	0	6	2	0	0	0	8	8
0800	0	16	1	2	0	0	19	20	0800	0	15	0	2	0	0	17	18
0900	1	11	2	1	0	0	15	15	0900	0	11	2	0	1	0	14	15
1000	1	8	2	0	2	0	13	15	1000	0	3	2	0	2	0	7	10
1100	0	11	3	0	1	0	15	16	1100	2	9	3	0	1	0	15	15
1200	0	2	3	1	1	0	7	9	1200	0	6	3	0	2	0	11	14
1300	0	7	5	0	0	0	12	12	1300	0	12	1	0	0	1	14	15
1400	0	9	4	0	0	0	13	13	1400	1	5	1	0	0	0	7	6
1500	1	16	5	0	2	0	24	26	1500	0	8	5	0	2	0	15	18
1600	0	10	4	0	3	0	17	21	1600	0	11	4	0	2	1	18	22
1700	0	11	2	1	1	0	15	17	1700	0	13	1	0	1	0	15	16
1800	1	24	1	0	2	0	28	30	1800	0	12	2	0	1	0	15	16
1900	0	5	2	0	0	0	7	7	1900	1	9	1	0	2	0	13	15
2000	0	4	2	0	0	0	6	6	2000	0	18	3	0	0	0	21	21
2100	0	3	1	0	0	0	4	4	2100	0	7	2	0	1	0	10	11
2200	0	2	1	0	0	0	3	3	2200	0	2	0	0	0	0	2	2
2300	0	0	0	0	0	0	0	0	2300	0	1	0	0	0	0	1	1
07-19	4	135	32	5	12	0	188	203	07-19	3	111	26	2	12	2	156	172
06-22	4	148	38	5	12	0	207	222	06-22	5	149	34	2	16	2	208	223
06-00	4	150	39	5	12	0	210	225	06-00	5	152	34	2	16	2	211	231
00-00	4	150	40	5	12	0	211	226	00-00	5	155	34	2	16	2	214	234

RECEIVED 01/03/2024

TRAFFINOMICS LIMITED

KILSARAN RATHCORE TRAFFIC COUNT/SPEED SURVEY
AUTOMATIC TRAFFIC COUNT

Thursday 27 October 2022 KILSARAN RATHCORE TRAFFIC COUNT/SPEED SURVEY
TRA/22/079 AUTOMATIC TRAFFIC COUNT

TRAFFINOMICS LIMITED

Thursday 27 October 2022
TRA/22/079

SITE 01
NORTHBOUNDSITE 01
SOUTHBOUND

TIME	PCL/MCL	CAR*	LGV**	OGV1	OGV2	BUS	TOTAL	PCU	TIME	PCL/MCL	CAR*	LGV**	OGV1	OGV2	BUS	TOTAL	PCU
0000	0	0	0	0	0	0	0	0	0000	0	0	1	0	0	0	1	1
0100	0	1	0	0	0	0	1	1	0100	0	1	0	0	0	0	1	1
0200	0	0	0	0	0	0	0	0	0200	0	0	0	0	0	0	0	0
0300	0	0	0	0	0	0	0	0	0300	0	0	0	0	0	0	0	0
0400	0	0	1	0	0	0	1	1	0400	0	0	0	0	0	0	0	0
0500	0	0	0	0	0	0	0	0	0500	0	1	0	0	0	0	1	1
0600	0	0	0	0	0	0	0	0	0600	0	3	1	0	2	0	6	9
0700	0	8	0	0	0	0	8	8	0700	1	7	2	0	1	0	11	12
0800	0	22	2	2	2	0	28	32	0800	0	17	0	1	3	0	21	25
0900	1	4	1	0	1	0	7	8	0900	0	5	0	1	2	0	8	11
1000	0	6	1	0	1	0	8	9	1000	0	6	3	0	2	0	11	14
1100	0	14	3	0	2	0	19	22	1100	0	7	1	0	3	0	11	15
1200	0	8	1	0	4	0	13	18	1200	0	7	3	0	4	0	14	19
1300	0	5	4	0	1	0	10	11	1300	0	10	5	0	1	0	16	17
1400	2	10	2	1	4	0	19	23	1400	0	9	4	0	4	0	17	22
1500	0	8	0	0	3	0	11	15	1500	0	10	2	0	1	0	13	14
1600	0	10	3	0	2	0	15	18	1600	0	5	4	0	2	1	12	16
1700	0	8	2	0	2	0	12	15	1700	0	14	2	0	0	0	16	16
1800	0	14	1	1	3	0	19	23	1800	0	11	2	0	0	0	13	13
1900	0	7	3	0	1	0	11	12	1900	0	6	0	0	3	0	9	13
2000	0	5	0	0	1	0	6	7	2000	0	11	4	0	0	0	15	15
2100	0	5	0	0	0	0	5	5	2100	0	3	0	0	0	0	3	3
2200	0	2	1	0	0	0	3	3	2200	0	1	1	0	0	0	2	2
2300	0	1	0	0	0	0	1	1	2300	0	1	0	0	0	0	1	1
07-19	3	117	20	4	25	0	169	201	07-19	1	108	28	2	23	1	163	194
06-22	3	134	23	4	27	0	191	226	06-22	1	131	33	2	28	1	196	224
06-00	3	137	24	4	27	0	195	230	06-00	1	133	34	2	28	1	199	237
00-00	3	138	25	4	27	0	197	232	00-00	1	135	35	2	28	1	202	240

RECEIVED 01/03/2024

RECEIVED: 01/03/2024

TRAFFINOMICS LIMITED

Friday 21 October 2022
TRA/22/079

WEEK COMMENCING:

SITE 01
NORTHBOUND

KILSARAN RATHCORE TRAFFIC COUNT/SPEED SURVEY
AUTOMATIC TRAFFIC COUNT

TIME PERIOD	Friday 21 October 2022	Saturday 22 October 2022	Sunday 23 October 2022	Monday 24 October 2022	Tuesday 25 October 2022	Wednesday 26 October 2022	Thursday 27 October 2022	Average
0000	0	2	0	1	1	0	0	1
0100	0	1	0	0	0	0	1	0
0200	0	0	0	0	0	0	0	0
0300	0	0	0	0	0	1	0	0
0400	1	3	0	1	1	0	1	1
0500	1	0	0	0	0	0	0	0
0600	3	1	0	2	0	2	0	1
0700	9	6	2	7	9	10	8	7
0800	28	7	4	20	23	19	28	18
0900	13	13	7	16	14	15	7	12
1000	18	16	11	13	7	13	8	12
1100	12	12	5	10	8	15	19	12
1200	12	16	8	8	11	7	13	11
1300	10	14	3	6	18	12	10	10
1400	12	7	9	15	14	13	19	13
1500	11	14	7	20	15	24	11	15
1600	12	7	5	11	14	17	15	12
1700	20	18	2	17	20	15	12	15
1800	22	11	7	15	16	28	19	17
1900	9	11	6	9	13	7	11	9
2000	6	9	2	10	5	6	6	6
2100	5	3	2	4	4	4	5	4
2200	5	2	4	1	4	3	3	3
2300	0	1	0	0	1	0	1	0
07-19	179	141	70	158	169	188	169	153
06-22	202	165	80	183	191	207	191	174
06-00	207	168	84	184	196	210	195	178
00-00	209	174	84	186	198	211	197	180

RECEIVED: 01/03/2024

TRAFFINOMICS LIMITED

Friday 21 October 2022
TRA/22/079

WEEK COMMENCING:

SITE 01
SOUTHBOUND

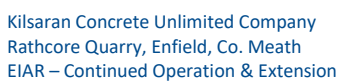
KILSARAN RATHCORE TRAFFIC COUNT/SPEED SURVEY
AUTOMATIC TRAFFIC COUNT

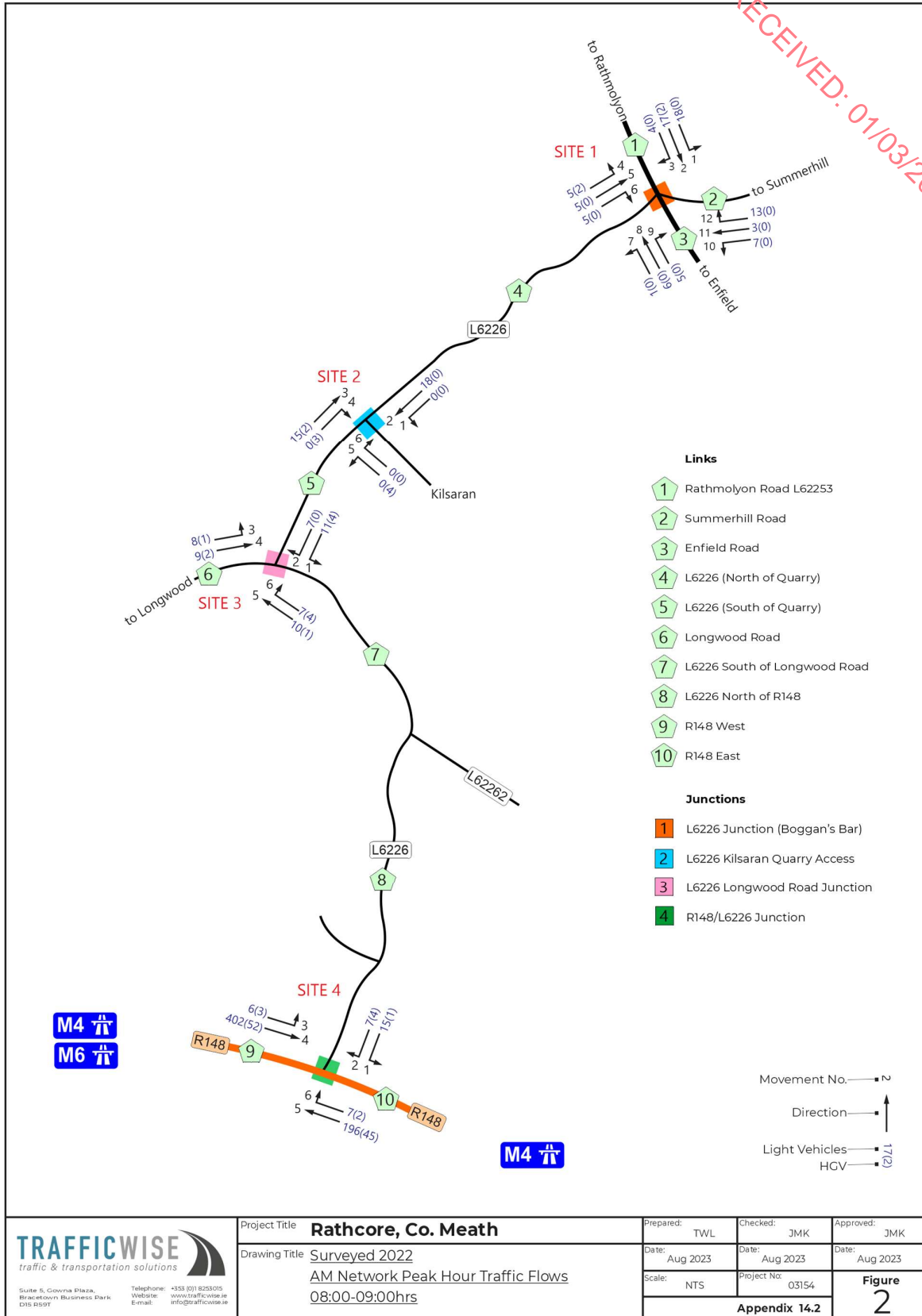
TIME PERIOD	Friday 21 October 2022	Saturday 22 October 2022	Sunday 23 October 2022	Monday 24 October 2022	Tuesday 25 October 2022	Wednesday 26 October 2022	Thursday 27 October 2022	Average
0000	0	0	3	1	0	1	1	1
0100	0	1	0	0	0	0	1	0
0200	1	1	0	0	0	0	0	0
0300	0	0	0	0	0	1	0	0
0400	0	1	0	0	1	0	0	0
0500	1	1	0	2	0	1	1	1
0600	6	3	0	4	5	8	6	5
0700	6	5	2	10	14	8	11	8
0800	21	8	2	16	16	17	21	14
0900	14	13	7	8	12	14	8	11
1000	15	7	7	11	8	7	11	9
1100	15	9	8	11	9	15	11	11
1200	17	16	12	12	16	11	14	14
1300	14	13	10	11	18	14	16	14
1400	15	18	2	15	18	7	17	13
1500	12	15	6	13	12	15	13	12
1600	17	7	4	18	17	18	12	13
1700	13	13	4	9	23	15	16	13
1800	17	14	6	18	6	15	13	13
1900	10	10	8	12	9	13	9	10
2000	7	7	5	4	7	21	15	9
2100	6	5	1	11	11	10	3	7
2200	3	4	2	1	2	2	2	2
2300	1	2	3	0	1	1	1	1
07-19	176	138	70	152	169	156	163	146
06-22	205	163	84	183	201	208	196	177
06-00	209	169	89	184	204	211	199	181
00-00	211	173	92	187	205	214	202	183

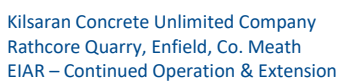
RECEIVED: 01/03/2024

Appendix 14-2

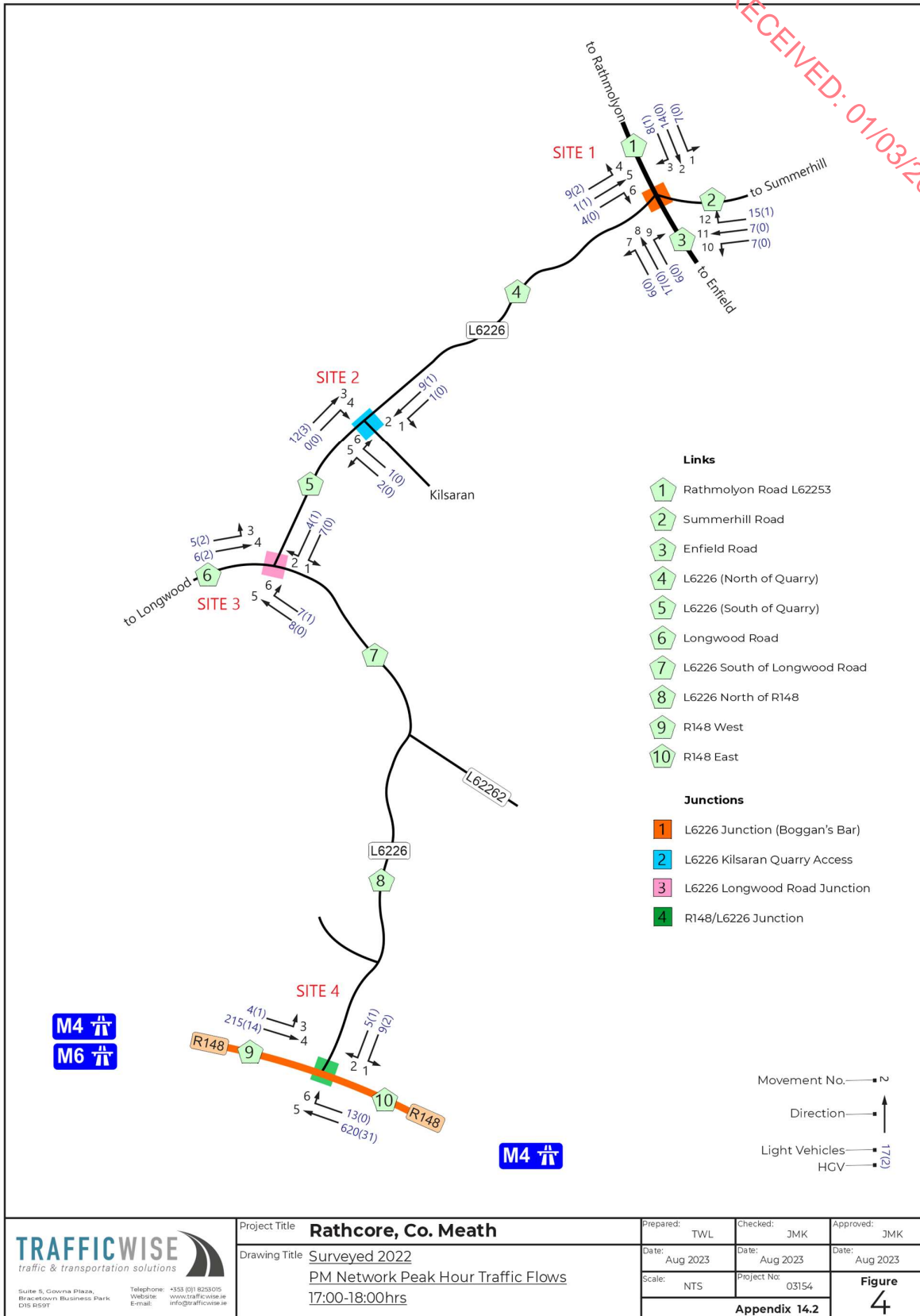
Network Traffic Flow Diagrams

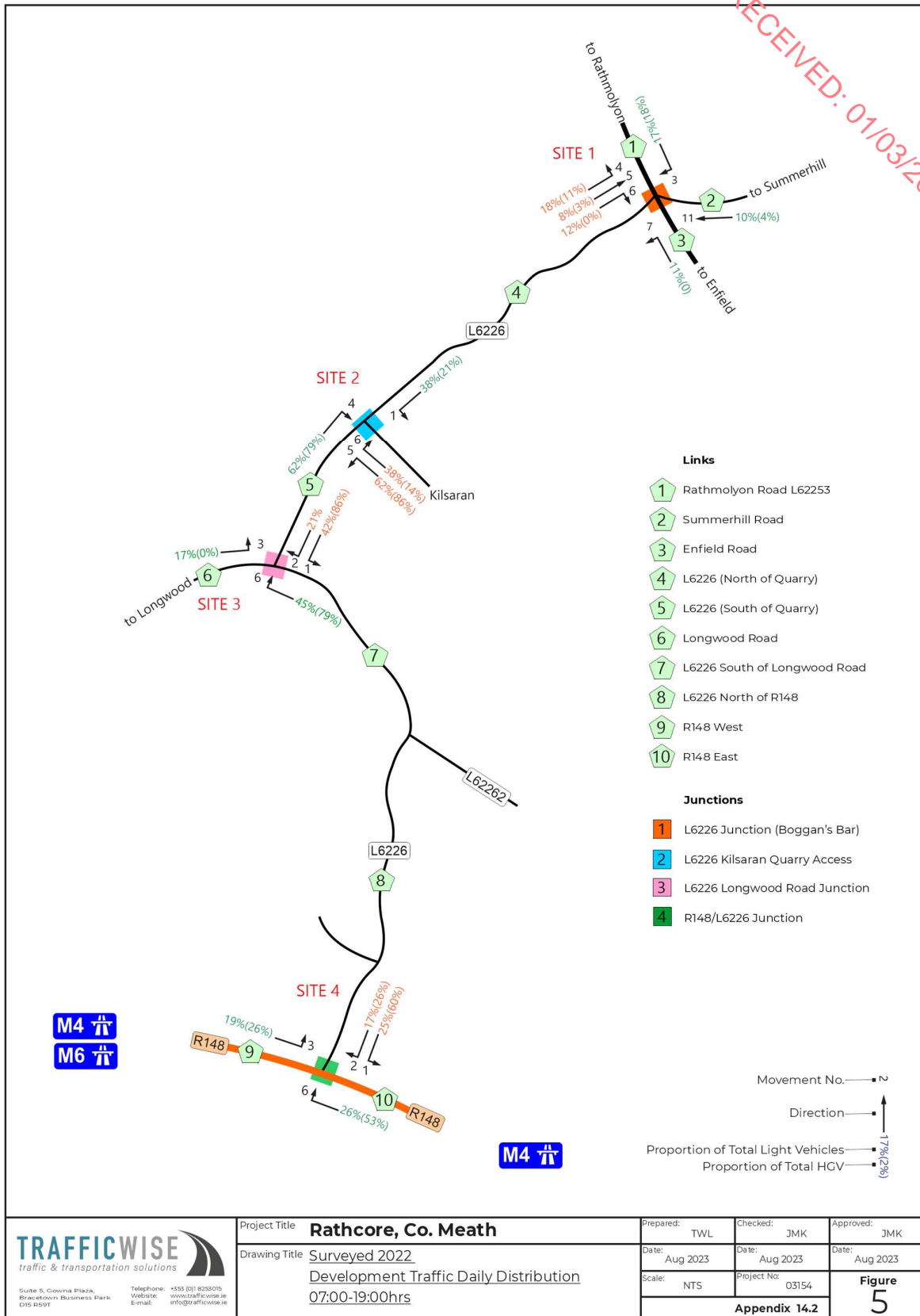


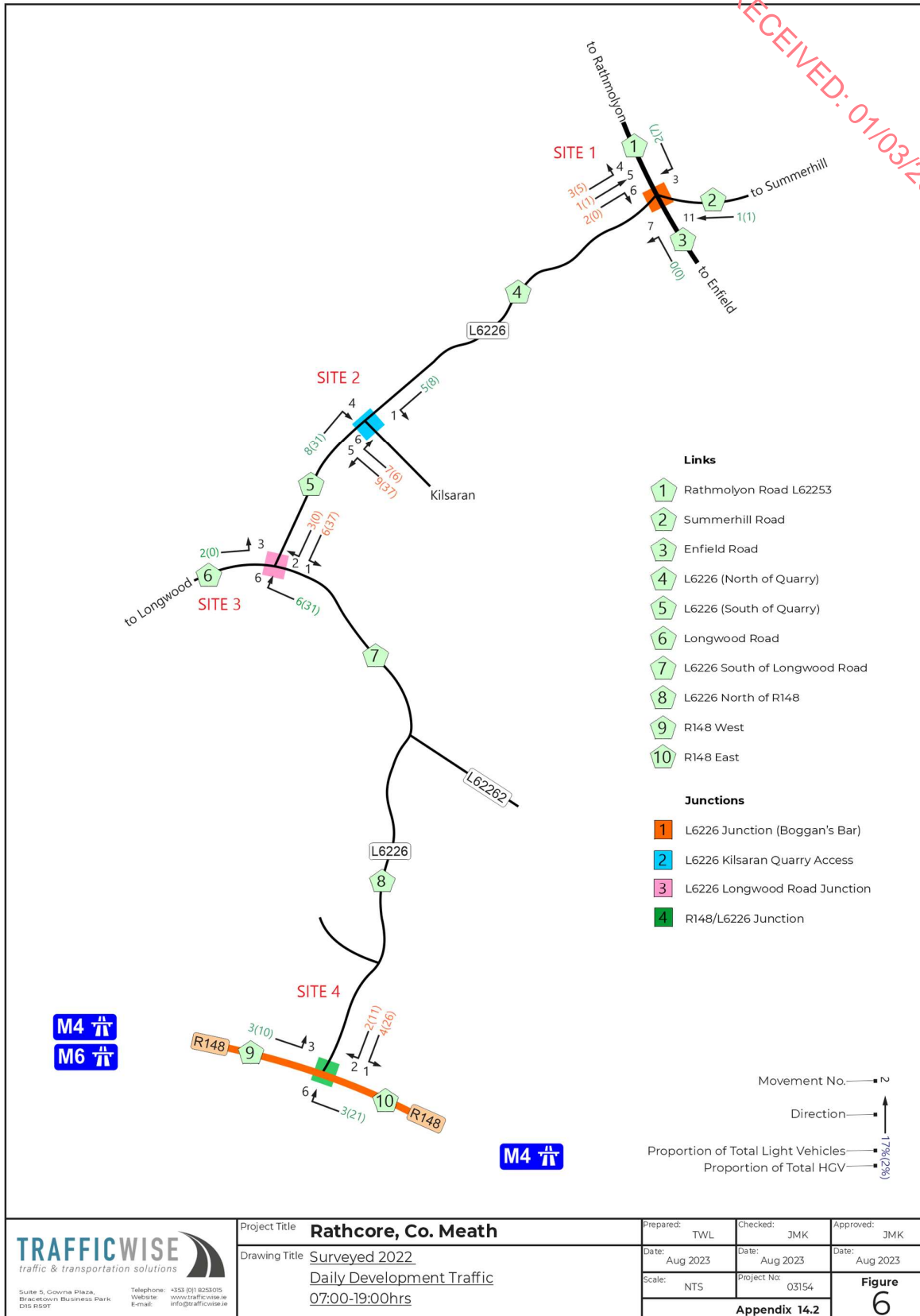


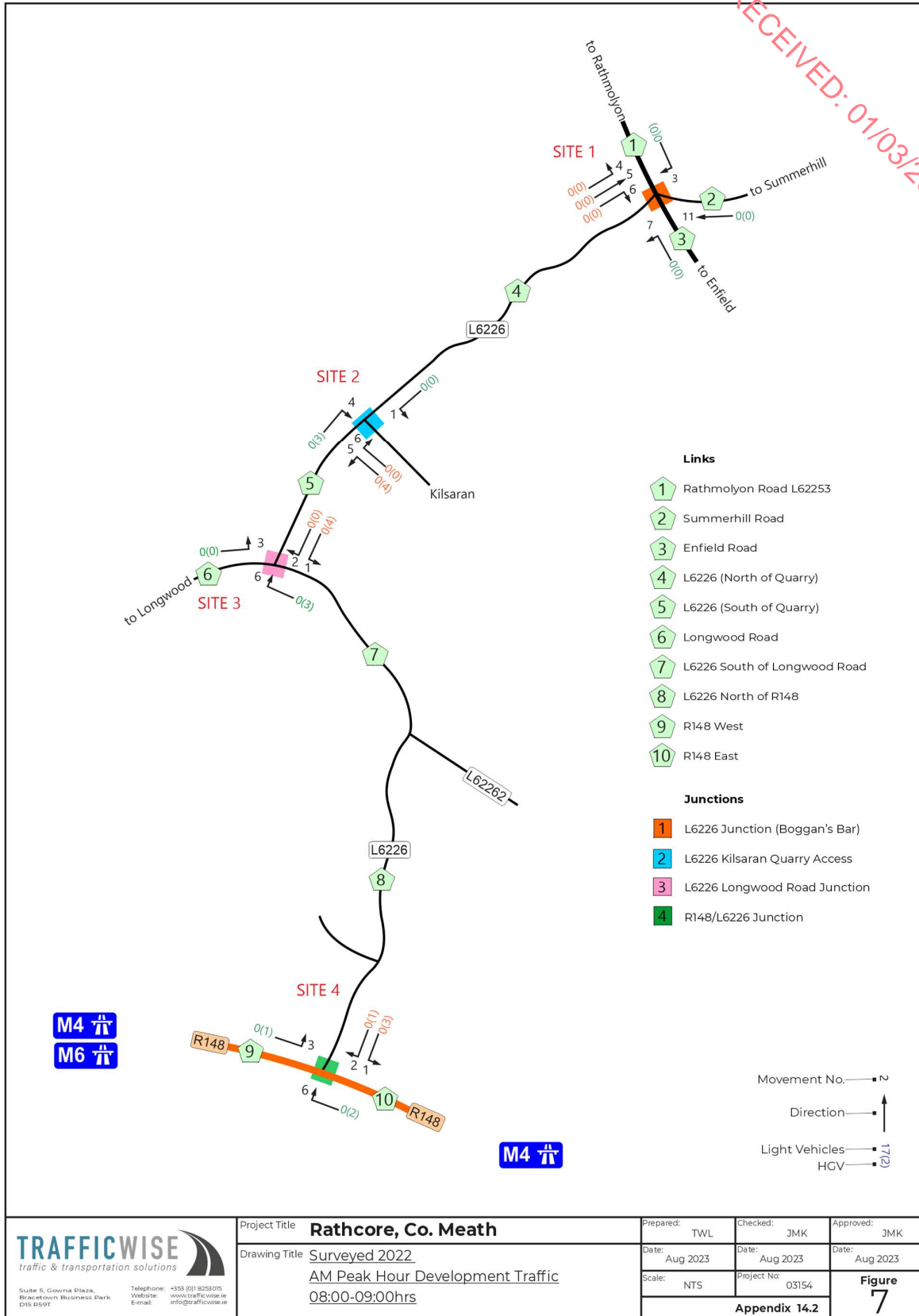


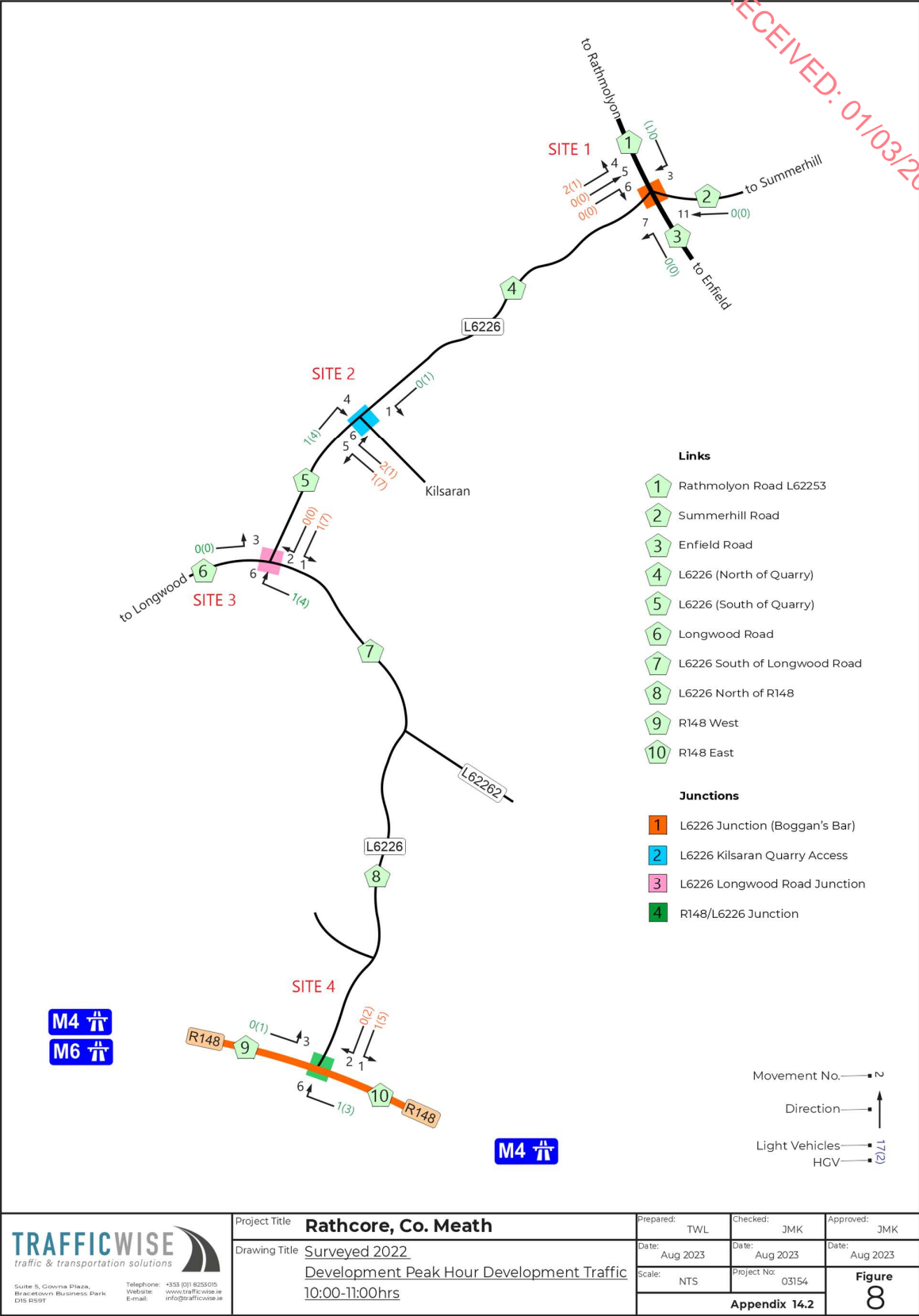
RECEIVED: 01/03/2024

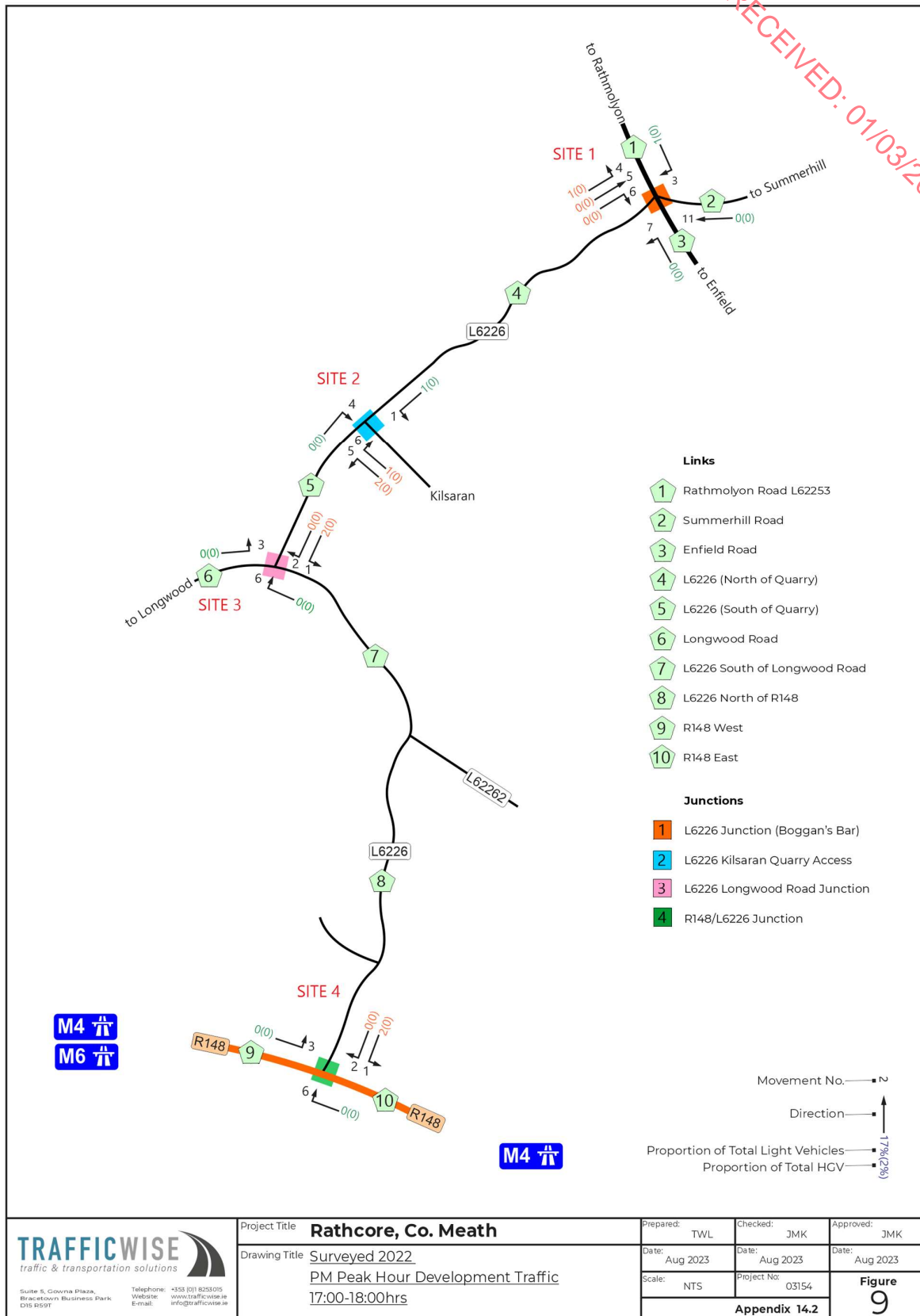


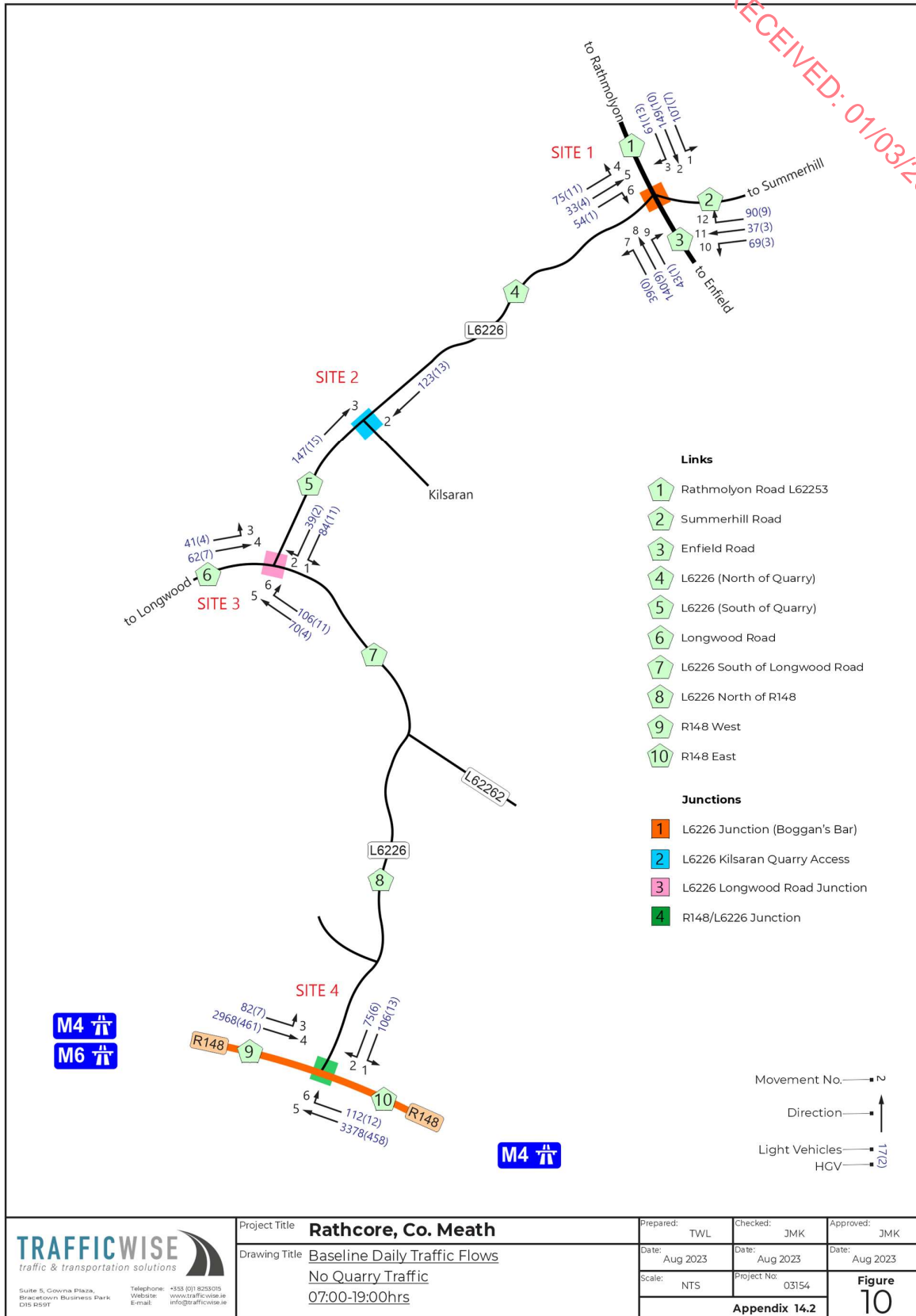


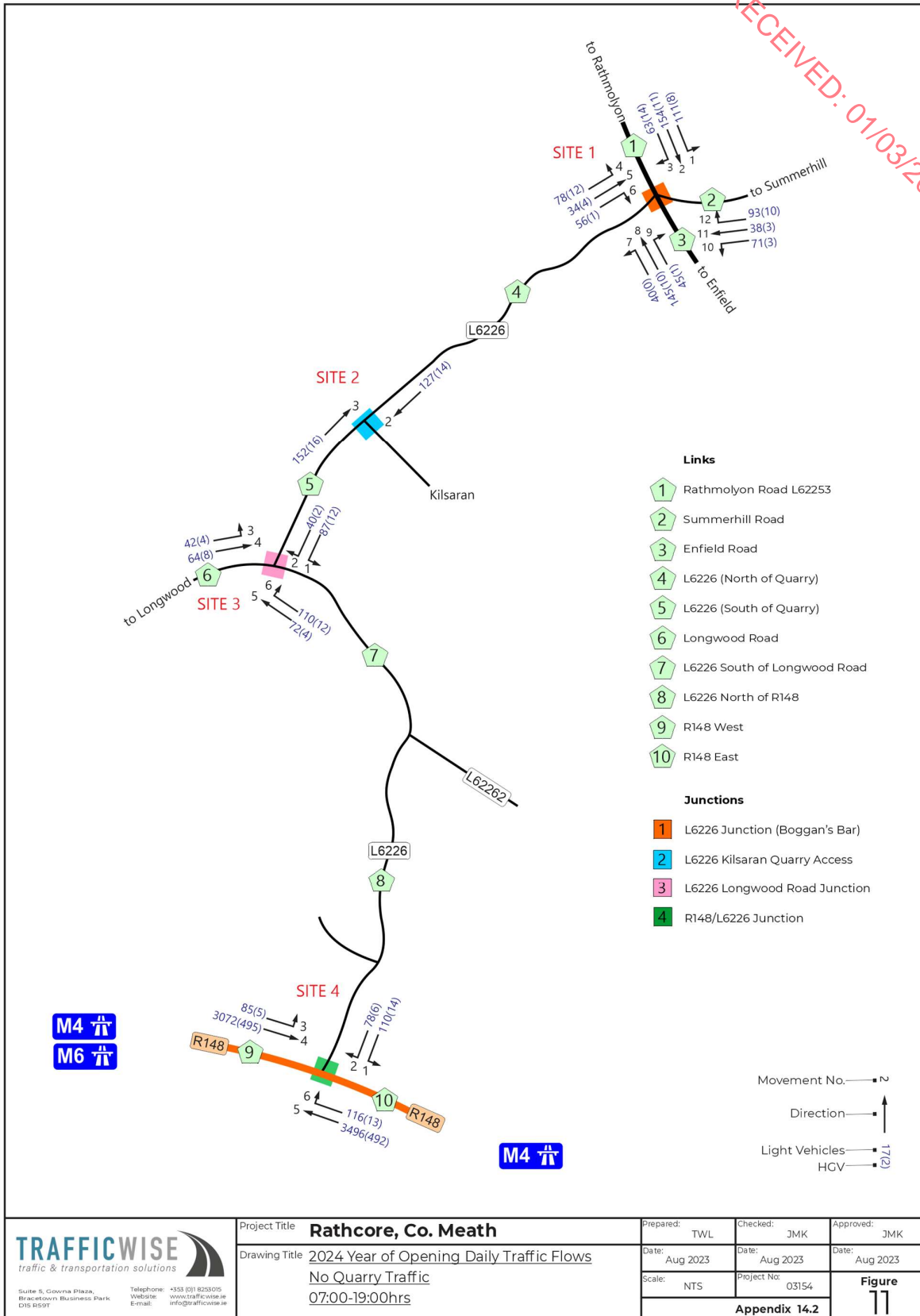


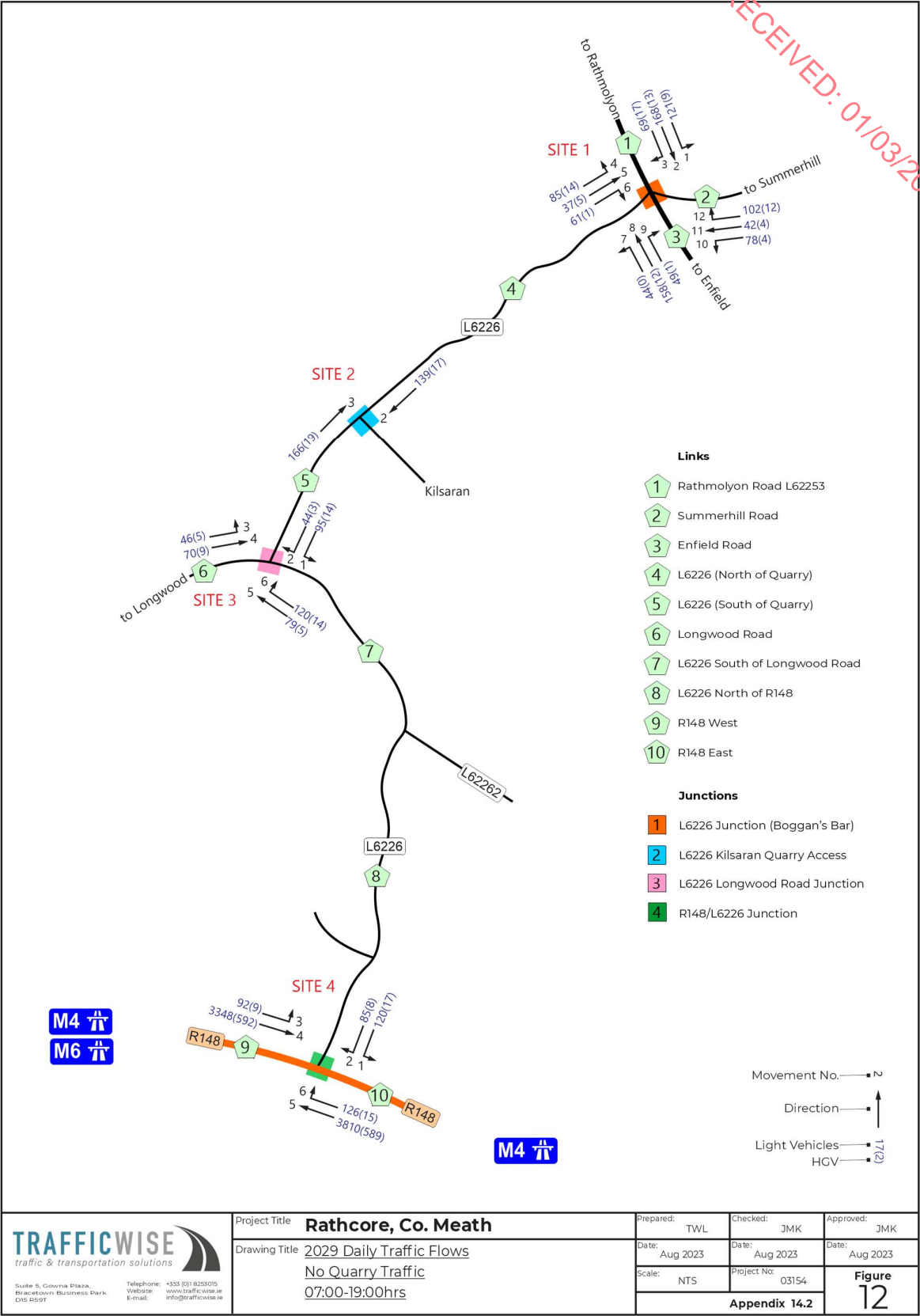


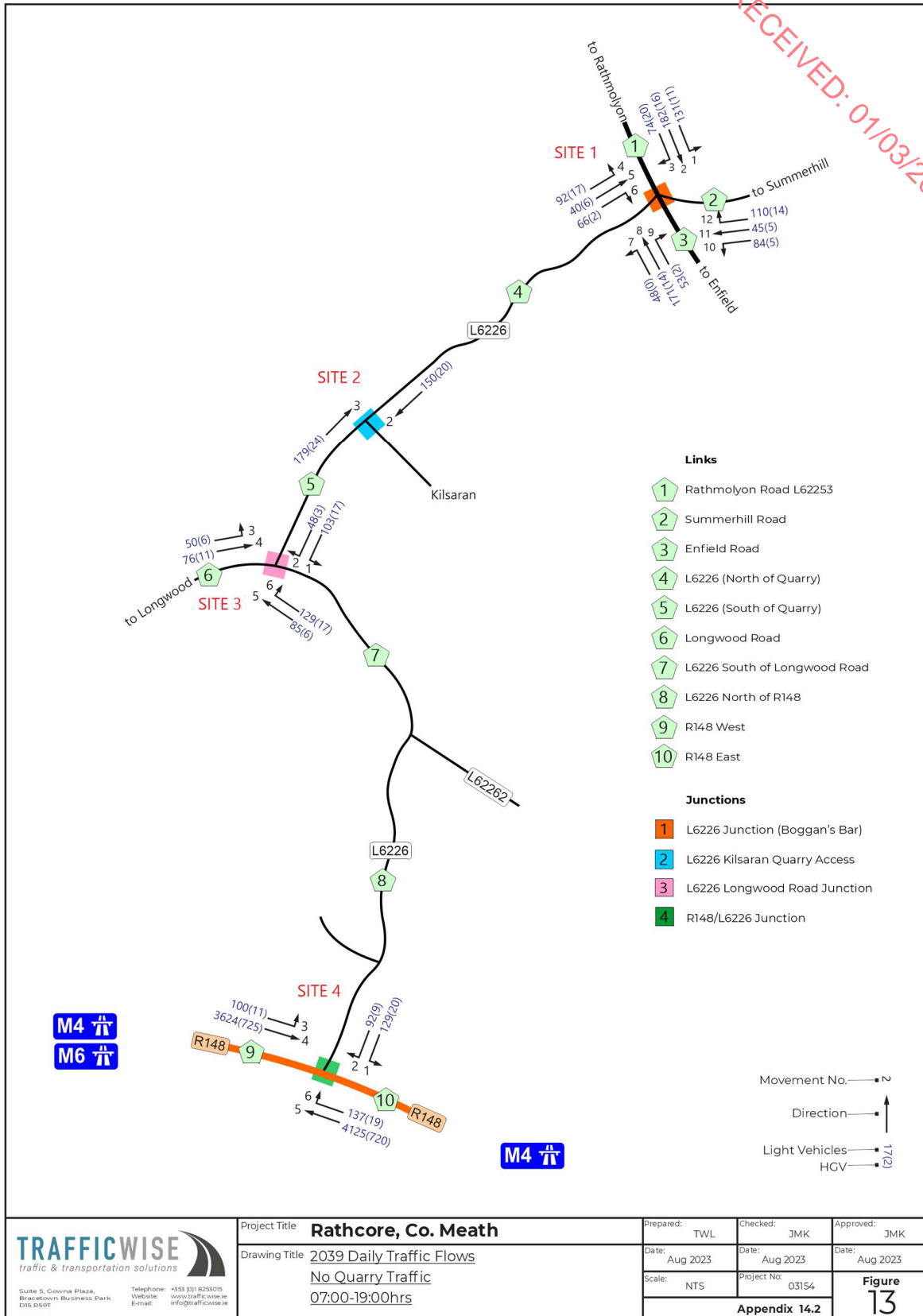


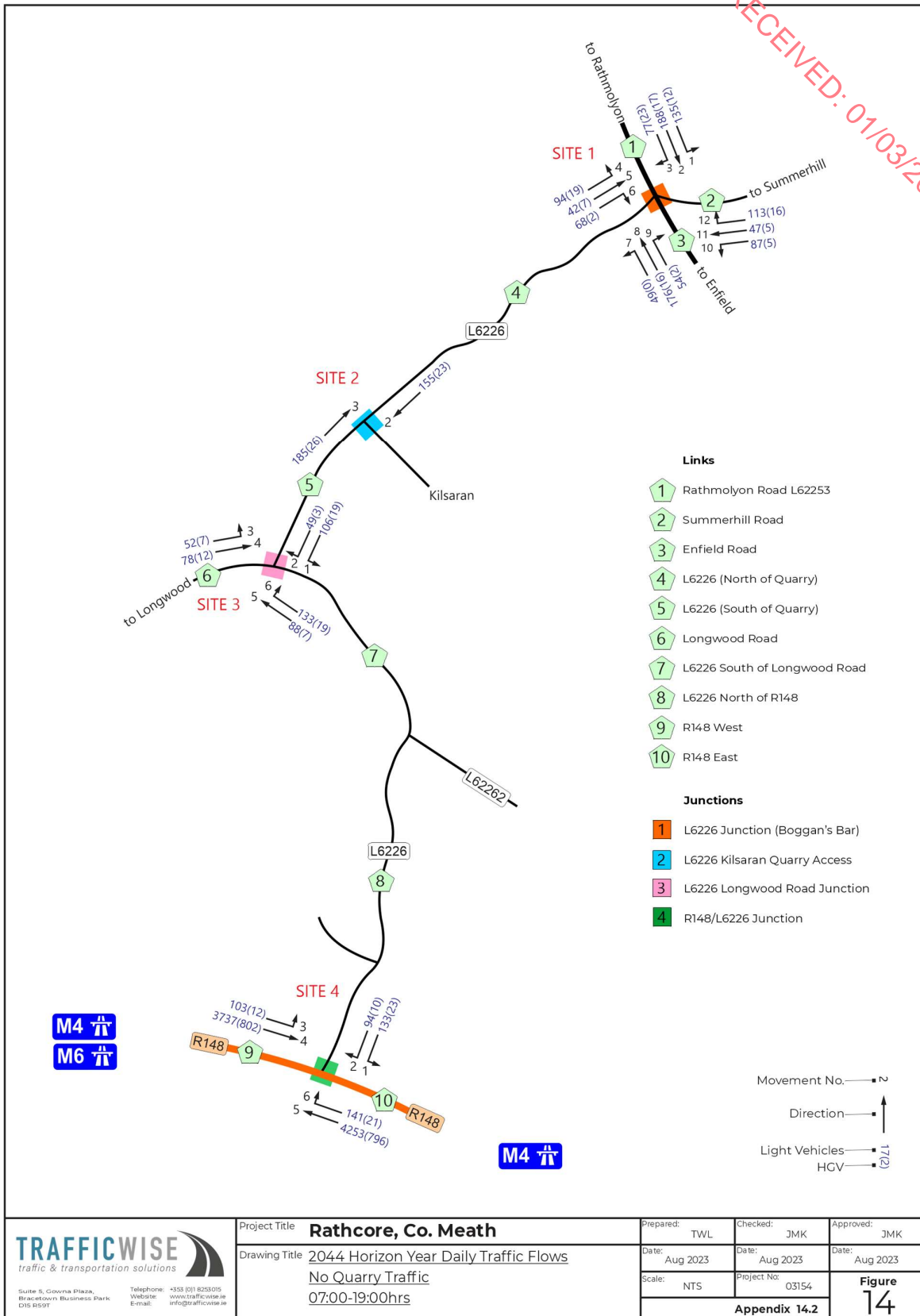


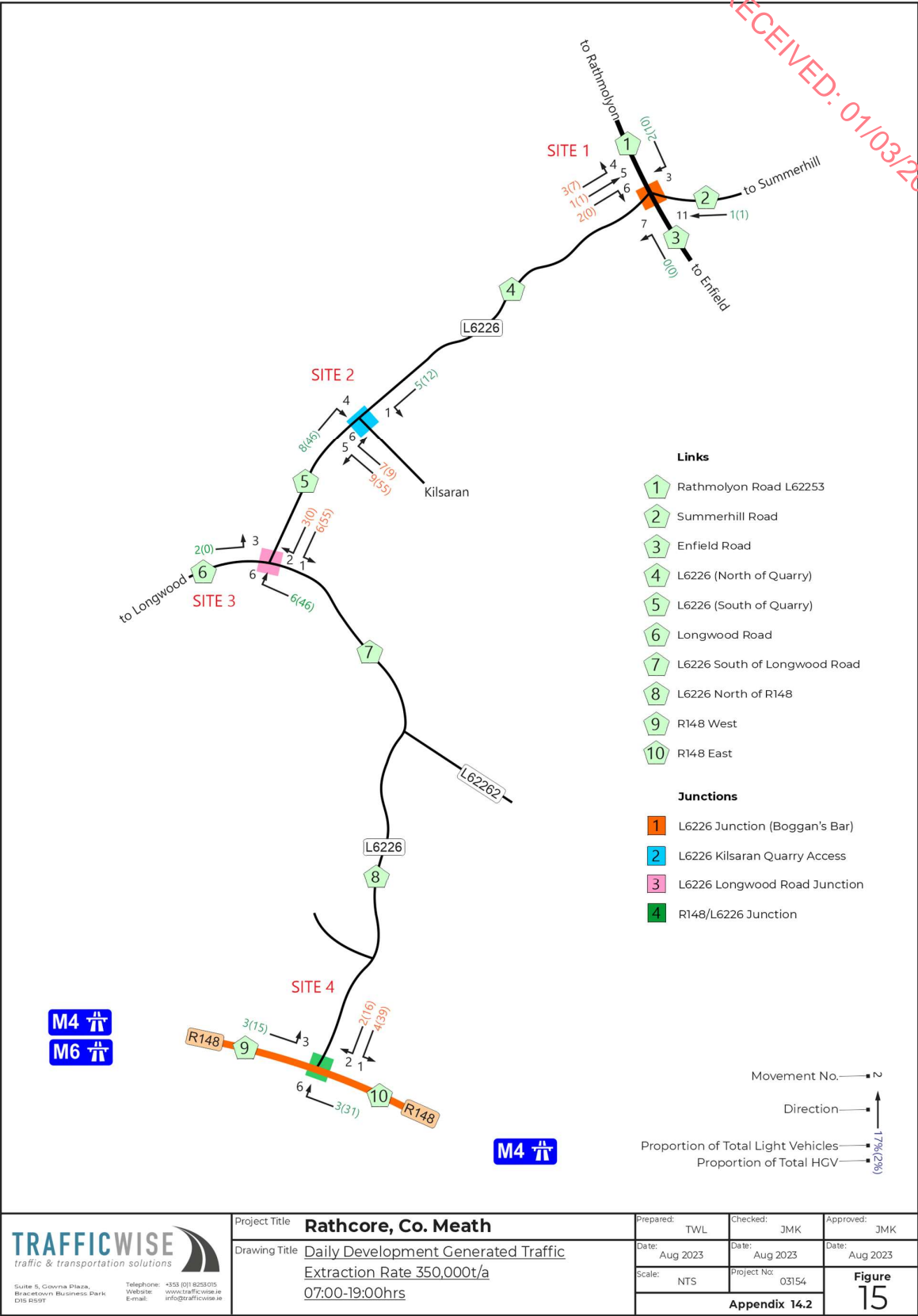


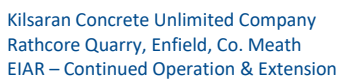


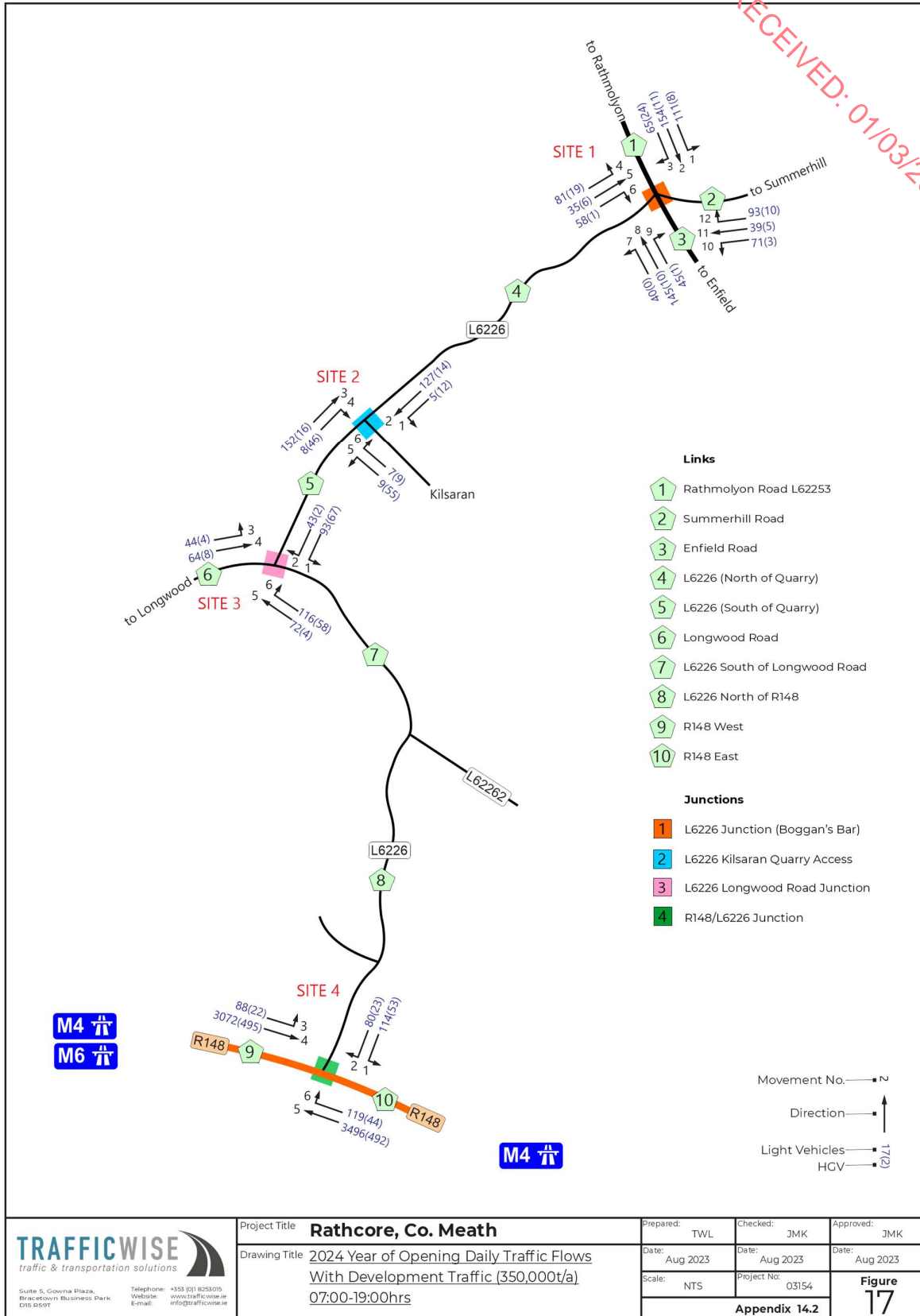


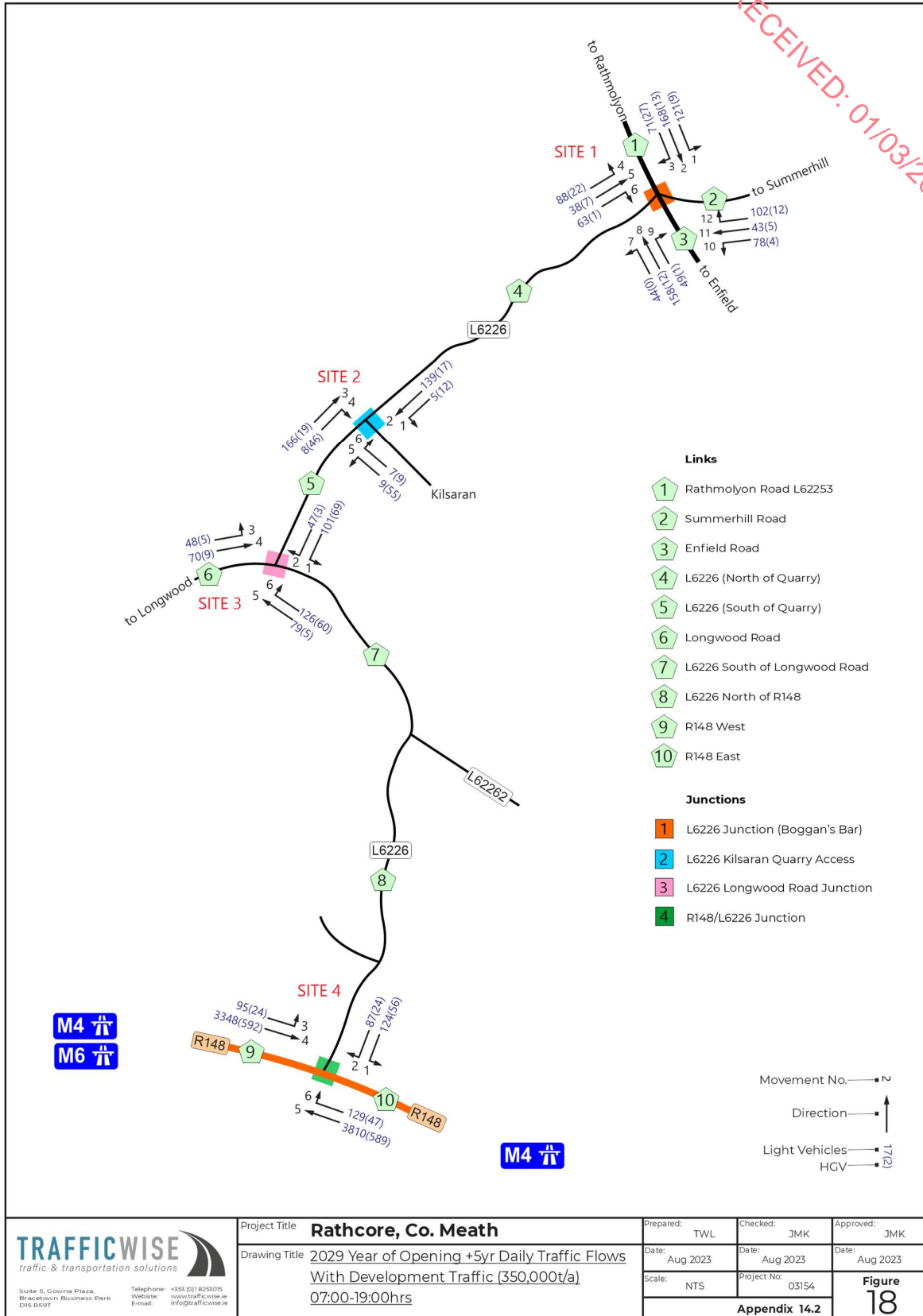


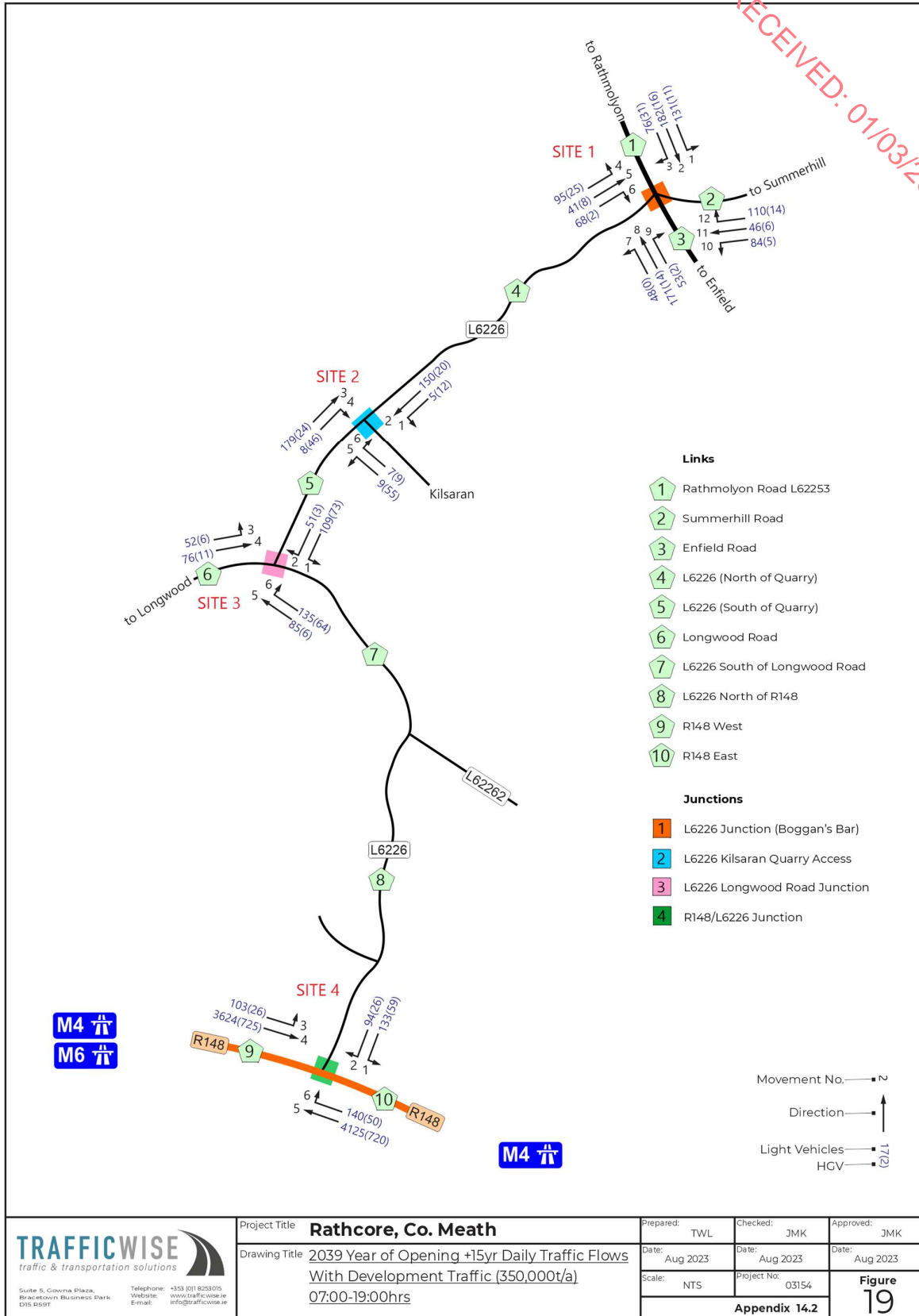


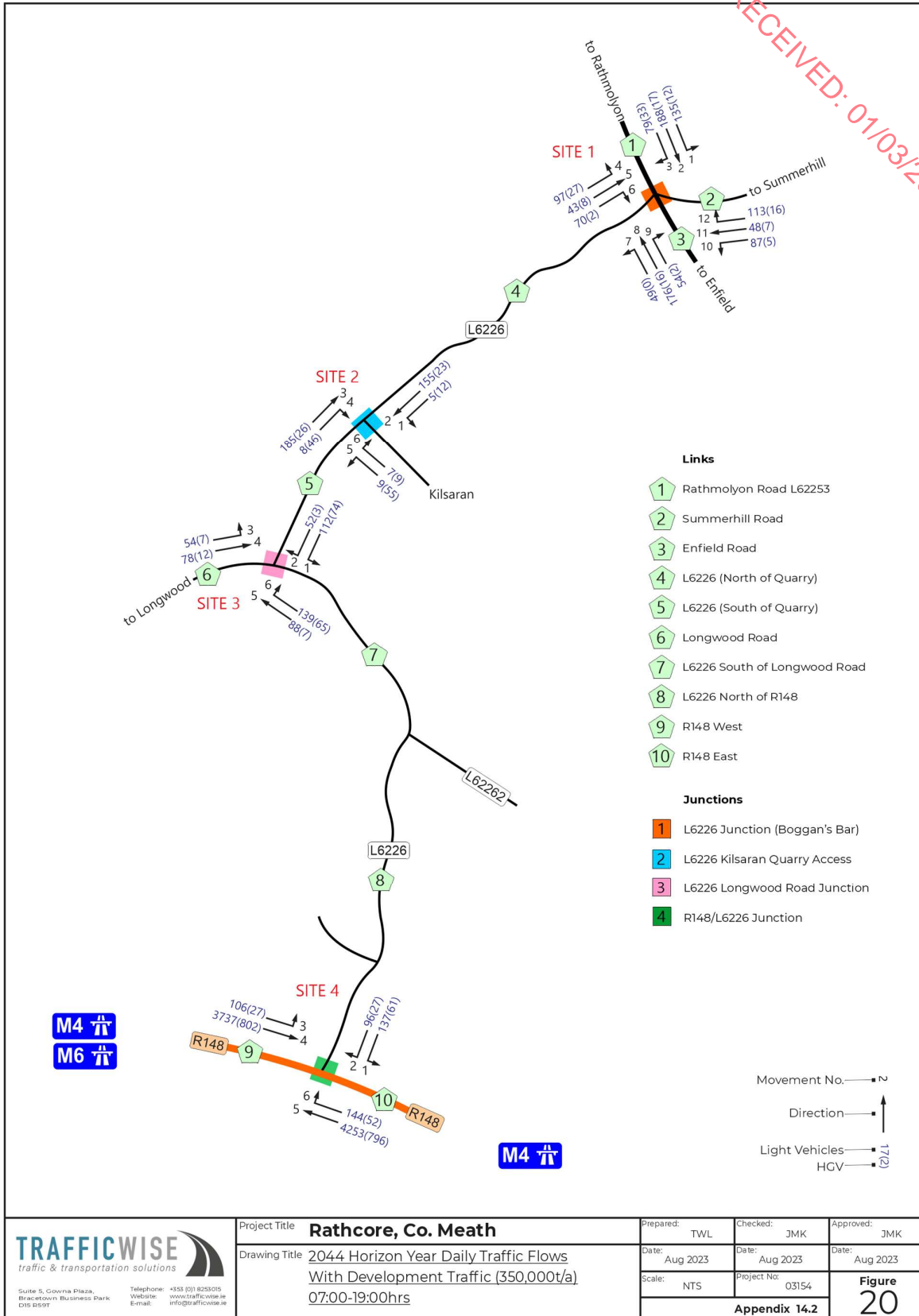


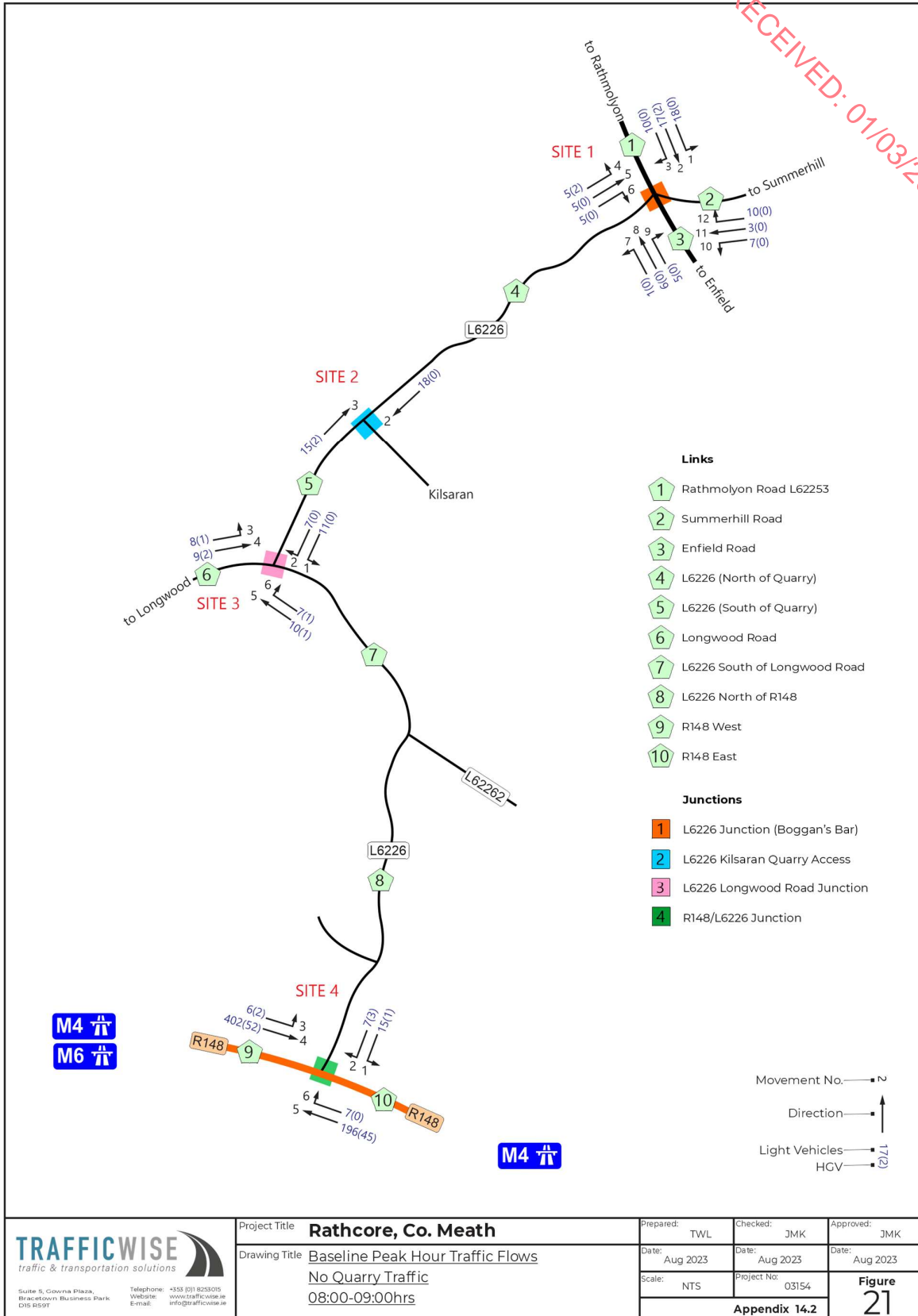


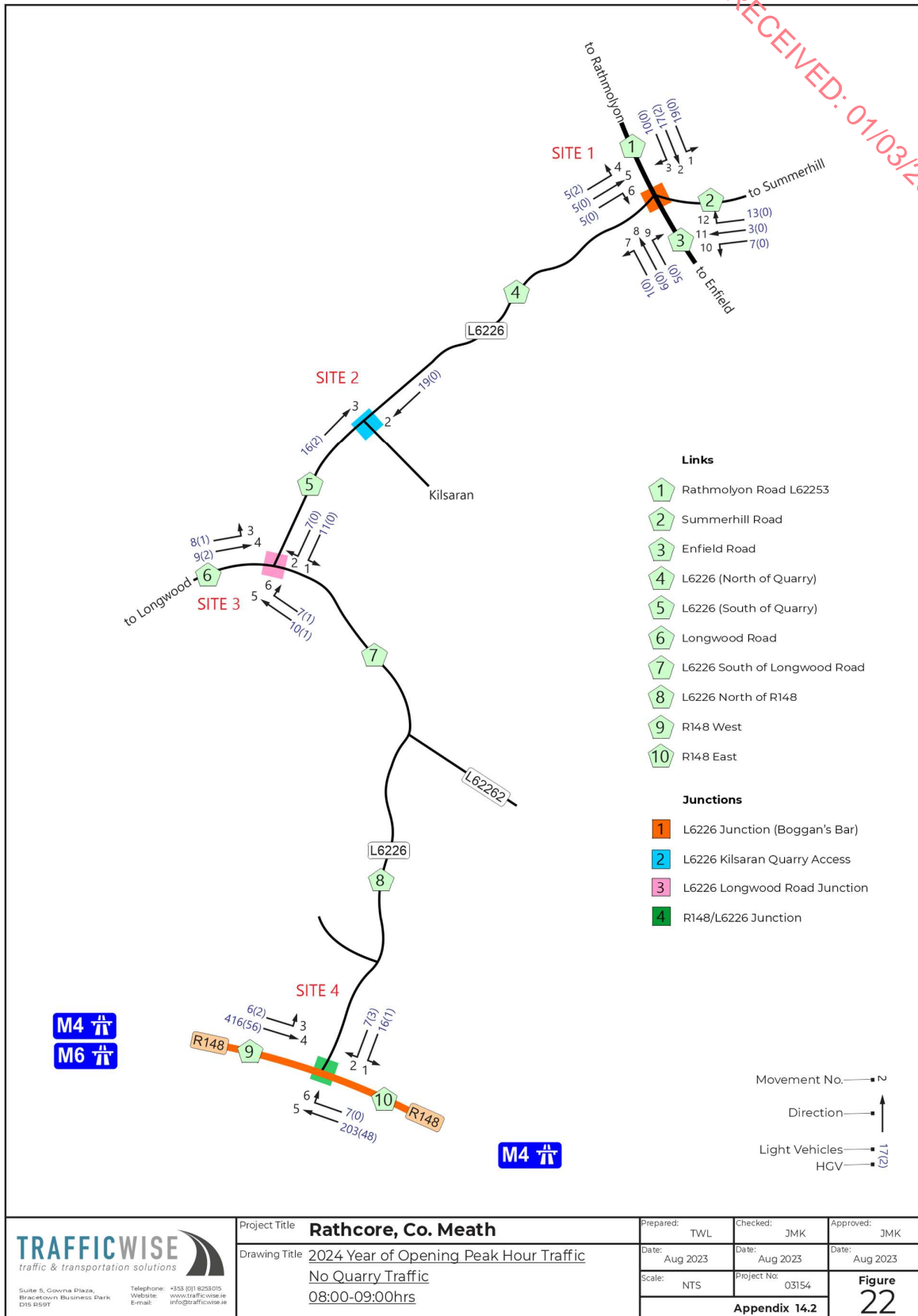


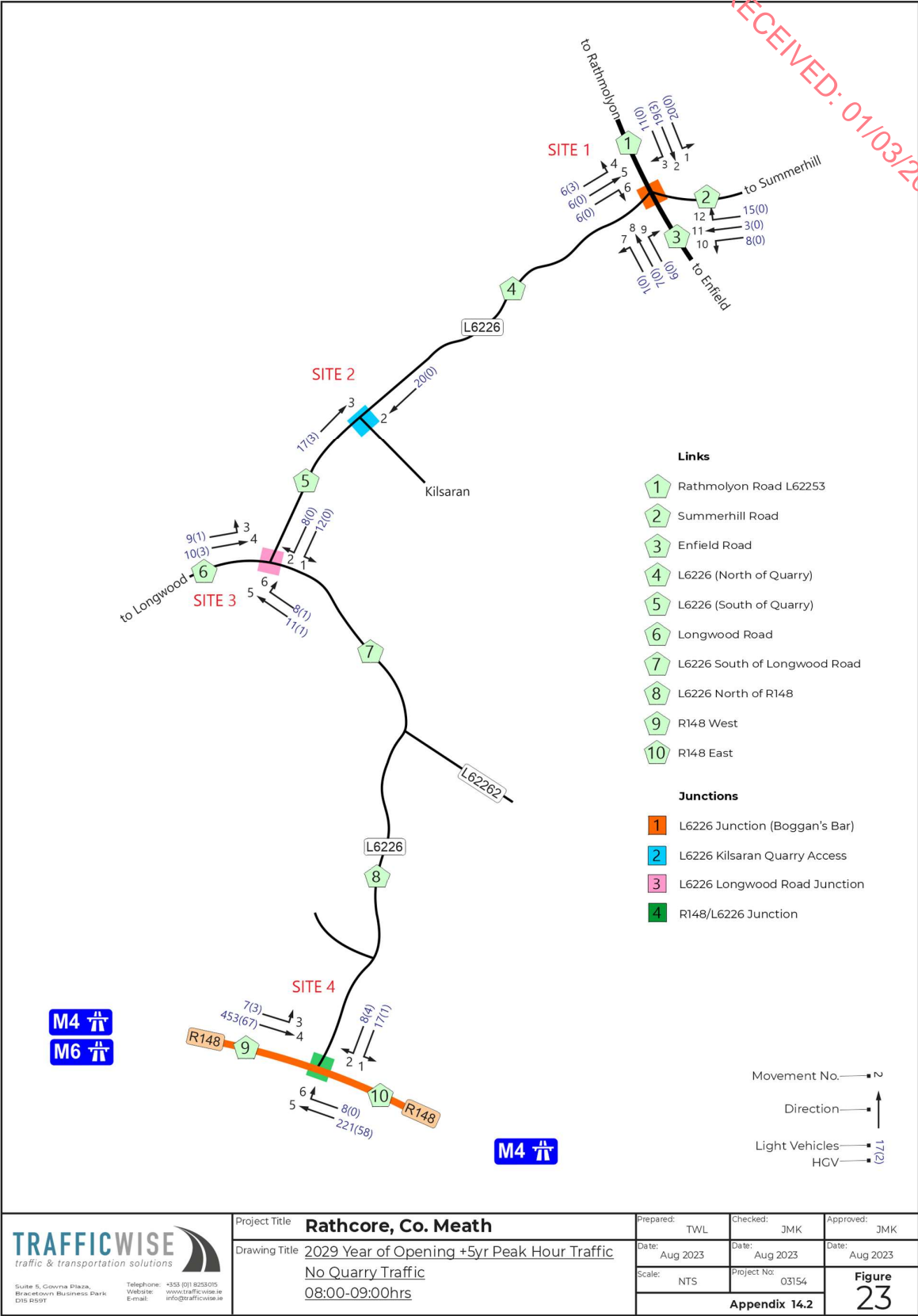


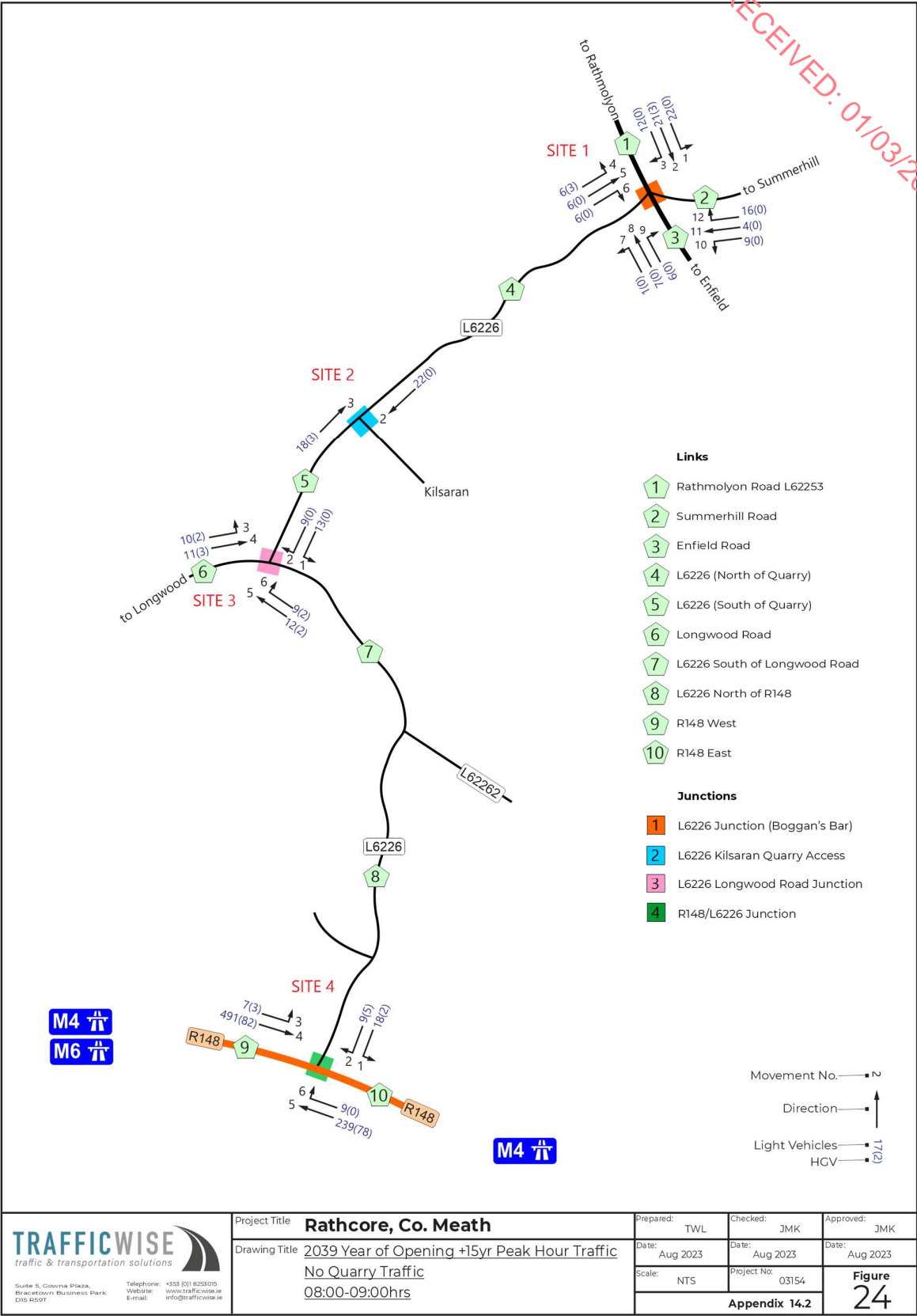












RECEIVED: 01/03/2024

